

POCKET GUIDE TO SOUTH AFRICA



.....

SOUTH AFRICA'S PEOPLE

.....

Pocket Guide to South Africa 2011/12

SOUTH AFRICA'S PEOPLE

People

South Africa's biggest asset is its people; a rainbow nation with rich and diverse cultures. South Africa is often called the cradle of humankind, for this is where archaeologists discovered 2,5-million-year-old fossils of our earliest ancestors, as well as 100 000-year-old remains of modern man. According to Statistics South Africa's (Stats SA) *Mid-Year Population Estimates, 2011*, released in July 2011, there were 50,59 million people living in South Africa, of whom 79,5% were African, 9% coloured, 2,5% Indian and 9% white. Approximately 52% of the population was female.

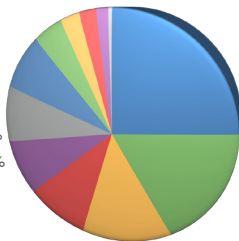
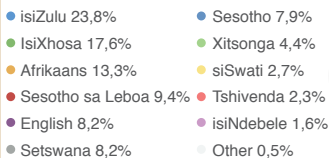
Nearly one third (31,3%) of the population was aged younger than 15 years and approximately 7,7% (3,9 million) was 60 years or older. Of those younger than 15 years, approximately 23% (3,66 million) lived in KwaZulu-Natal and 19,4% (3,07 million) lived in Gauteng.

The South African population consists of the Nguni (comprising the Zulu, Xhosa, Ndebele and Swazi people); Sotho-Tswana, who include the Southern, Northern and Western Sotho (Tswana people); Tsonga; Venda; Afrikaners; English; coloured people; Indian people; and those who have immigrated to South Africa from the rest of Africa, Europe and Asia and who maintain a strong cultural identity. Members of the Khoi and the San also live in South Africa.

Languages

According to the Constitution of South Africa, 1996, everyone has the right to use the language and participate in the cultural life of their choice, but no one may do so in a manner that is inconsistent with any provision of the Bill of Rights. Each

Languages



Source: Census 2001

Estimates by population group and gender

Population group	Male		Female		Total	
	Number	% of total population	Number	% of total population	Number	% of total population
African	19 472 038	79,4	20 734 237	79,5	40 206 275	79,5
Coloured	2 188 782	8,9	2 351 008	9	4 539 290	9
Indian/Asian	626 690	2,6	648 177	2,5	1 274 867	2,5
White	2 227 526	9,1	2 338 721	9	4 565 825	9
Total	24 515 036	100	26 071 721	100	50 586 757	100

Source: Statistics South Africa, *Mid-Year Population Estimates, 2011*

person also has the right to instruction in his or her language of choice where this is reasonably practicable.

Official languages

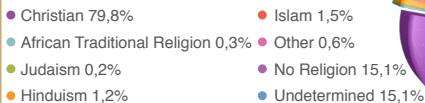
The diversity of the unique cultures of South Africa means that there are 11 official languages.

These are English, Afrikaans, isiXhosa, isiZulu, isiNdebele, Sesotho sa Leboa, Sesotho, Setswana, siSwati, Tshivenda and Xitsonga. The Constitution also requires the Pan South African Language Board to promote the use of the Khoi, Nama and San languages, and Sign Language.

Although English is the mother tongue of only 8,2% of the population, it is the language most widely understood, and the second language of the majority of South Africans.

However, government is committed to promoting all the official languages.

Religious affiliation



Source: Census 2001

Pocket Guide to South Africa 2011/12

SOUTH AFRICA'S PEOPLE

Religion

According to the Constitution, everyone has the right to freedom of conscience, religion, thought, belief and opinion. Almost 80% of South Africa's population follows the Christian faith. Other major religious groups are the Hindus,

Number of individuals by church	
Churches	Number
Dutch Reformed	3 005 698
Zion Christian	4 971 932
Roman Catholic	3 181 336
Methodist	3 305 404
Pentecostal/Charismatic	3 422 749
Anglican	1 722 076
Apostolic Faith Mission	246 190
Lutheran	1 130 987
Presbyterian	832 495
Bandla Lama Nazaretha	248 824
Baptist	691 237
Congregational	508 825
Orthodox	42 251
Other Apostolic churches	5 609 070
Other Zionist churches	1 887 147
Ethiopian type churches	880 414
Other Reformed churches	226 495
Other African independent churches	656 644
Other Christian churches	3 195 477
African Traditional Belief	125 903
Judaism	75 555
Hinduism	551 669
Islam	654 064
Other beliefs	269 200
No religion	6 767 165
Undetermined	610 971
Total	44 819 778

Source: Statistics South Africa (*Census 2001*)

POCKET GUIDE

Muslims, Jews and Buddhists. A minority of South Africa's population do not belong to any of the major religions, but regard themselves as traditionalists of no specific religious affiliation.

